



DynaMesh®-HIATUS implants are intended for the surgical treatment of axial and/or paraoesophageal hiatal hernias, if a high risk of recurrence is expected with hiatoplasty using a simple suture technique. The devices permanently reinforce the soft tissue of the diaphragm in the region of the oesophageal hiatus.

DynaMesh®-HIATUS

Defined Stability

Constriction of the mesh in the region of the hiatus may reduce the distance between the mesh implant and the oesophagus.

DynaMesh®-HIATUS implants have rectangular pores and defined stability with a maximum elongation of only 8% [TR50, TR51].

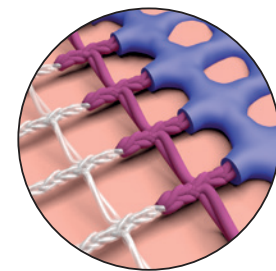


Effective Porosity

All **DynaMesh®-HIATUS** implants have an effective porosity [TR51].

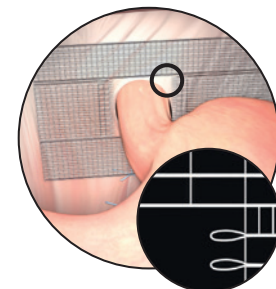
DynaMesh®-HIATUS implants are made of PVDF. PVDF has good biocompatibility, reducing the foreign body reaction compared to other materials such as polypropylene [1A, 2A, 4A, 68A, 100A, TR1].

DynaMesh®-HIATUS implants show little mesh shrinkage [51].



Smooth Warp-Knitted Selvedges

All **DynaMesh®-HIATUS** implants have smooth warp-knitted selvedges.



Use and Properties

Product	DynaMesh®-HIATUS
Surgical Treatment	Hiatal Hernias
Surgical Approach	Minimally Invasive / Open
Surgical Technique	Cruroplasty with mesh reinforcement
Fixation	Suture* / Tissue Adhesives / Tacks*
Defined Stability	● [TR50]
Smooth Warp-Knitted Selvedges	●
Visible Technology	●
Materials	- Polyvinylidene fluoride (PVDF) (CAS 24937-79-9) > 99% (w/w) - Triiron tetraoxide (CAS 1317-61-9) < 1% (w/w)
Polymer (Monofilament)	PVDF
Biocompatibility	● [TR1]
Ageing Resistance	● [2A, 5 ^{VIT} , 27A, 52 ^{VIT} , 93A, 101]
Effective Porosity	● High effective porosity reduces inflammation and the risk of excessive scar formation. [103p, TR51]
Klinge's Mesh Classification	Class 1a [102 ^P , TR51]

* Traumatic fixation may only be used if injuries to the pericardium, aorta or vena cava can be ruled out with total certainty.

Product Range

When selecting and cutting the device, ensure that the mesh implant adequately overlaps the hernial orifice on all sides.

DynaMesh®-HIATUS	07 cm x 12 cm	PV610712F1/F3
	08 cm x 13 cm	PV610813F1/F3

FX = X unit(s)/box (e.g. F3 = 3 unit(s)/box)

DynaMesh®-HIATUS - Animation: Surgical Treatment of Hiatal Hernia in Laparoscopic Technique
<https://de.dyna-mesh.com/Vi014xx>



● Applies to all product sizes
[#] Reference "#" (see "References")
[TR#] Internal test report (see "internal test report references")
Limitations "A" animal trial, "B" bench test, "VIT" in-vitro trial, "P" published results based on the analysis of human mesh explants, "PB" published results mainly based on bench tests



More information: <https://en.dyna-mesh.com/dynamesh-hiatus-gb>

Distributed by:

