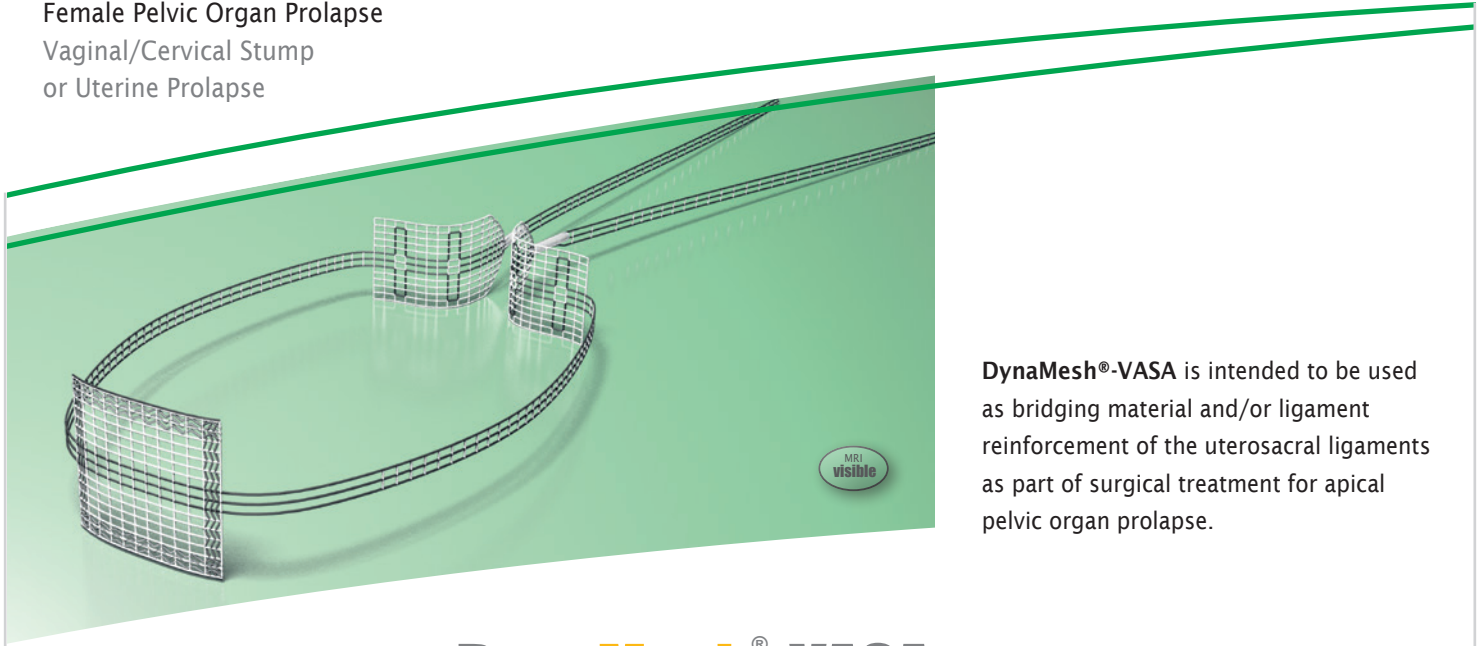
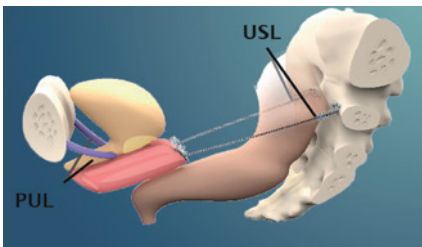


Female Pelvic Organ Prolapse  
Vaginal/Cervical Stump  
or Uterine Prolapse



**DynaMesh<sup>®</sup>-VASA** is intended to be used as bridging material and/or ligament reinforcement of the uterosacral ligaments as part of surgical treatment for apical pelvic organ prolapse.

## DynaMesh<sup>®</sup>-VASA



**DynaMesh<sup>®</sup>-VASA**

The device is used for bilateral sacropexy. In bilateral sacropexy, both of the uterosacral ligaments are reconstructed along their original course.



**DynaMesh<sup>®</sup>-IVT01**



**DynaMesh<sup>®</sup>-IVT02**

The following reusable instruments for retroperitoneal insertion are available separately for positioning:

**DynaMesh<sup>®</sup>-IVT01** and **DynaMesh<sup>®</sup>-IVT02**


## Use and Properties

Product	DynaMesh®-VASA
Surgical Treatment	Apical Pelvic Organ Prolapse (Uterus / Vaginal Stump / Cervical Stump)
Surgical Approach	Minimally Invasive / Open
Surgical Technique	Bilateral Sacropexy (reconstruction of both uterosacral ligaments)
Fixation	- Anterior longitudinal ligament: non-absorbable suture or tacks - Vaginal stump or cervix: non-absorbable suture
Smooth Warp-Knitted Selvedges	●
Defined Elasticity	● [TR100]
Visible Technology	●
Materials	- Polyvinylidene fluoride (PVDF) (CAS 24937-79-9) > 99% (w/w) - Triiron tetraoxide (CAS 1317-61-9) < 1% (w/w)
Polymer (Monofilament)	PVDF
Biocompatibility	● [TR1]
Ageing Resistance	● [2 <sup>A</sup> , 5 <sup>VIT</sup> , 27 <sup>A</sup> , 52 <sup>VIT</sup> , 93 <sup>A</sup> , 101]
Effective Porosity	● High effective porosity reduces inflammation and the risk of excessive scar formation. [103 <sup>P</sup> , TR101]
Klinge's Mesh Classification	Class 1a [102 <sup>P</sup> , TR101]

## Product Range

<b>DynaMesh®-VASA</b>	02 cm x 03 cm	PV740203F1/F3
FX = X unit(s)/box (e.g. F3 = 3 unit(s)/box)		

● Applicable  
[#] Reference "#" (see "References")  
[TR#] Internal test report (see "internal test report references")  
Limitations "A" animal trial, "B" bench test, "VIT" in-vitro trial,  
"P" published results based on the analysis of human mesh explants,  
"PB" published results mainly based on bench tests



More information: <https://en.dyna-mesh.com/dynamesh-vasa-gb>

Distributed by:



**LAWMED**  
ADVANCING SURGICAL POSSIBILITIES TOGETHER