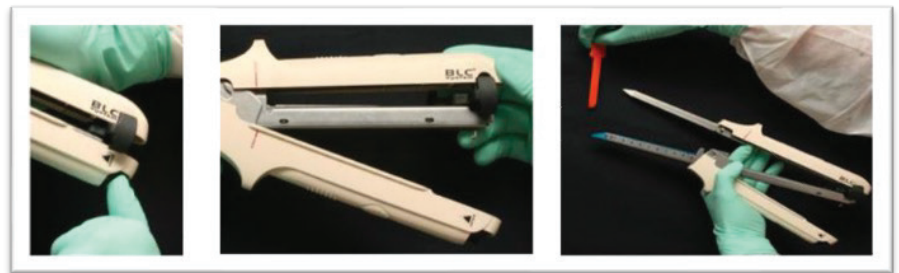


# Steps for Use – Linear Cutter\*


1. Select the appropriate size of Linear Cutter.
2. Check the following;
  - Package integrity
  - Expiry date
  - Sterilisation symbol
3. Open the package and take out the device.

4. Press the quick release button, separate the 2 halves of the instrument, discard the staple retaining plate.

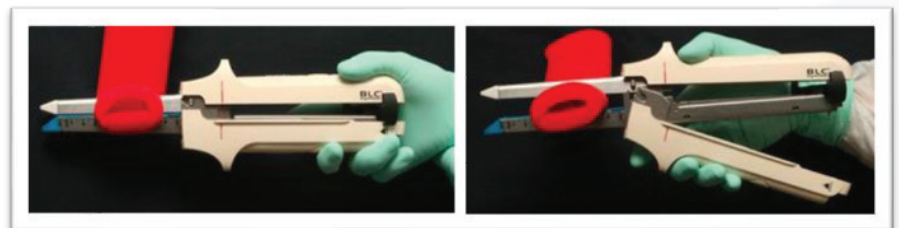


5. Join the 2 halves together via hinge connection (or close over tissue by closing the two halves in parallel).

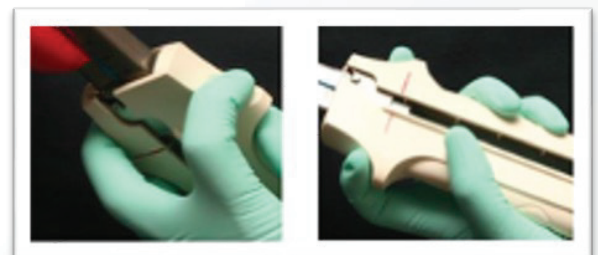
6. Evenly place the tissue between the 2 halves, ensuring the tissue to be transected lies within the cut line.



7. Close the instrument an audible “click” is heard indicating the instrument is closed completely.

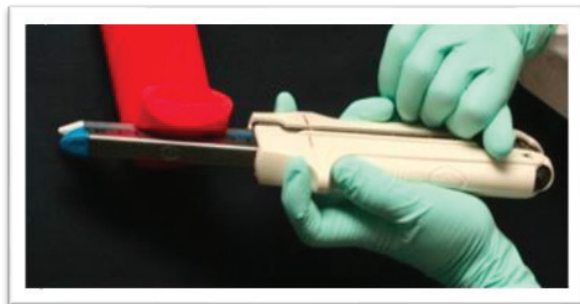


8. Hold the instrument with the middle finger and the index finger pressed against the shoulders of the instrument.

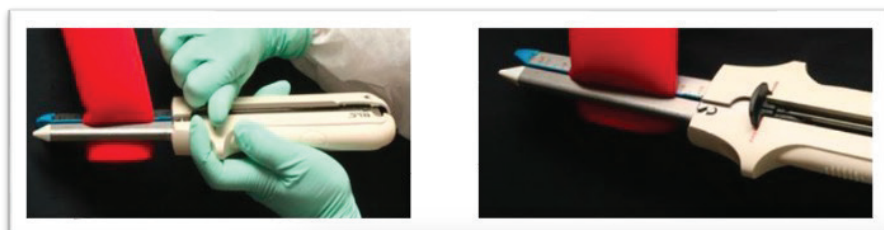


# Steps for Use – Linear Cutter\*

9. Grasp the firing lever the other hand.



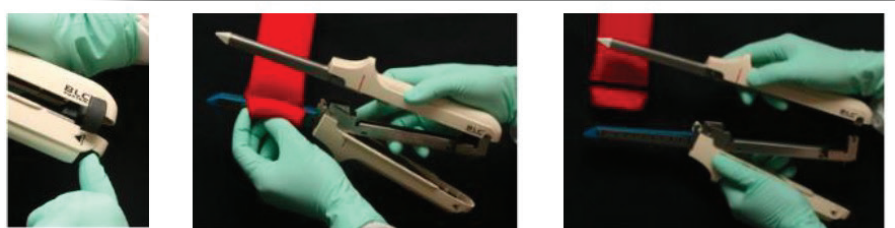
10. Fire the instrument until the lever reaches the end of the housing.



11. Return the lever to its original position.



12. Press the quick release button, separate the two halves and remove the instrument. The built-in safety lock is now activated.



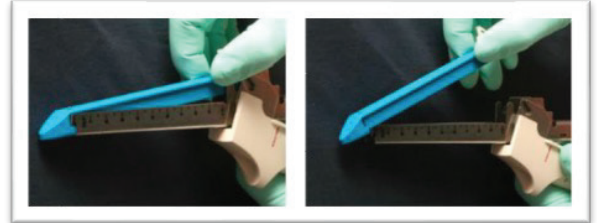
13. Inspect staple formation and check for bleeding along the staple line.

14. Clean the instrument prior to reloading.

# Steps for Use – Linear Cutter\*

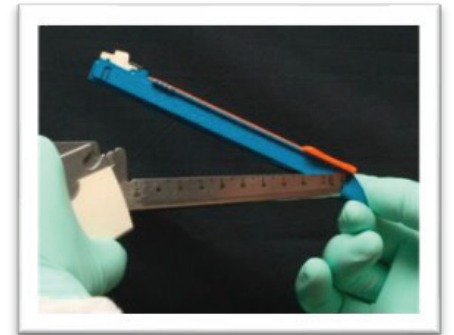
## Cleaning & Reloading the Instrument

1. Clean the blood and staples on the anvil with a piece of gauze.



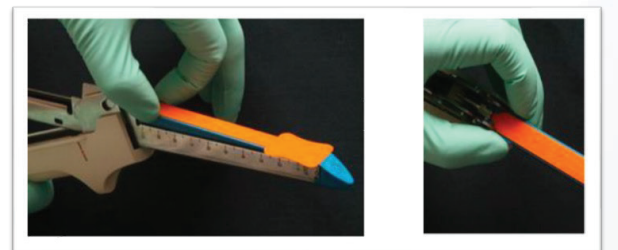
2. Pinch the corrugated finger pad at the end of the fired cartridge to remove it.

3. Take out a new cartridge, put the cartridge tip into the proximal end of the cartridge fork and press it into the cartridge fork tightly.

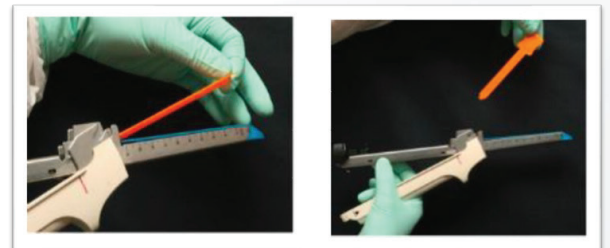


4. Pinch the corrugated finger pad at the end and press it into the fork.

5. Make sure the cartridge and cartridge fork are a perfect fit.



6. Remove the staple retaining plate.



7. Ready for use.

Lawmed Ltd  
Building 5 The Heights  
Wellington Way  
KT13 0NY  
UK

[www.lawmed.co.uk](http://www.lawmed.co.uk)  
[enquiries@lawmed.co.uk](mailto:enquiries@lawmed.co.uk)  
+44 (0)1932 260 838